

District 2 Qualifier - September 2014

Team Results





Sep 6-7, 2014

Page: 1

Printed: 9/7/2014 1:23:45 PM

Women / 3 / All Ages

Session: 1

Rank	Gym	Team	Score				
1	Win Kids - 203	3	110.400	27.750	27.750	27.350	27.550
				1	1	1	1
	362 Leah Thomson			9.400	9.450	9.250	9.250
	360 Sophia Rosselli			9.200	9.150	8.975	9.250
	361 Maddie Moran			9.150		9.125	
	359 Vanessa Pueskens				9.150		9.050
2	Maverick - 220	3	106.600	26.850	27.150	26.350	26.250
				3	2	2	2
	319 Maddison Scott			9.250	9.500	8.850	9.225
	317 Lydia Guillory			8.850		8.700	8.550
	320 Taylor Tracy			8.750	8.650		
	318 Haylee Sanborn				9.000	8.800	8.475
3	Texas Twisters - 222	3	102.950	26.500	26.050	24.400	26.000
				4	3	4	3
	345 Sierra Potter			8.900		8.200	
	344 Paisley Chandler			8.800	8.850		8.850
	343 Kierstyn Hoffman			8.800	8.300	8.375	8.650
	346 Juliette Brenton				8.900	7.825	8.500
4	Trevino's - 223	3	102.475	27.050	24.600	25.175	25.650
				2	4	3	4
	357 Laila Washington			9.400	8.100	8.950	8.775
	358 Peyton Kastl			8.950	8.500	8.225	8.725
	355 Madison Mudd			8.700	8.000	8.000	8.150